

PREMIUM & CORE COLLECTION

FLOORING
60x120CM



Established in the year 1993, Danube Group was founded and cultivated under the leadership of Rizwan Sajjan, who is the Founder and Chairman of the Group.

Starting off as a small trading firm, the company is moving from strength-to-strength, expanding its foot hold in the region, and has established itself as the No.1 Building Materials Company along with other branches under its vast umbrella.

As one of the largest suppliers in the region, Danube Group's operations are dominated by two main segments- Building Materials FZCO and Danube Home (Home Interior/ Décor Solutions), which brings together a variety of state-of-the-art products available at showrooms strewn across the MENA region.



Index

Premium Collection

Italian Tiles	03 - 15	■
Spanish Tiles	16 - 57	■
Indian Tiles	58 - 127	■

Core Collection

Indian Tiles	130 - 139	■
--------------------	-----------	---

PREMIUM

COLLECTION

Introducing the Premium Collection – a masterpiece range that blends elegance, durability, and artistry. From modern minimalism to timeless classics, every tile is a reflection of sophistication. Designed to enhance living spaces, our collection is crafted with the highest standards to ensure beauty that lasts for generations.

APPLICATION



AIRPORTS



HOTELS



OFFICES



MUSEUMS



RESTAURANTS



RETAIL MALLS



HOMES



KITCHENS



BATHROOM
FURNITURE



WELLNESS
CENTRES



VENTILATED
CURTAIN WALLS



INTERIOR DESIGN
AND FURNISHINGS

FEATURES



ECO FRIENDLY



MAINTENANCE
FREE



HIGH
DURABILITY



DIMENSIONAL
STABILITY



FLEXURAL
RESISTANT



SCRATCH
RESISTANT



FROST
RESISTANT



HEAT
RESISTANT



EASY TO
CLEAN



SLIP
RESISTANT




STAIN
RESISTANT



ACID & CHEMICAL
RESISTANT



600x1200mm
9mm Thickness | Glossy



CALACATTA

600x1200mm
9mm Thickness | Matt



CALACATTA

Packing details

S.No	Sizes	Thickness	Pices/Box	Coverage Area/Box	Remarks
1	600x1200mm	9 mm	2 Pcs	1.44 Sqm	

Thickness tolerance of ± 0.5mm / ± 5% whichever is less - Test method ISO 10545-2.
Dimensions: All dimensions in mm tolerance +5% for below 200mm and +3% for above 200mm - Test method ISO 10545-2.
Color Shown in catalog may vary with the original tile. Slight shade variation is an inherent property of ceramic/Porcelain tiles.

Calacatta





600x1200mm
9mm Thickness | Glossy



LINCOLN

600x1200mm
9mm Thickness | Matt



LINCOLN

Packing details

S.No	Sizes	Thickness	Pices/Box	Coverage Area/Box	Remarks
1	600x1200mm	9 mm	2 Pcs	1.44 Sqm	

Thickness tolerance of ± 0.5mm / ± 5% whichever is less - Test method ISO 10545-2.
Dimensions: All dimensions in mm tolerance +5% for below 200mm and +3% for above 200mm - Test method ISO 10545-2.
Color Shown in catalog may vary with the original tile. Slight shade variation is an inherent property of ceramic/Porcelain tiles.

Lincoln





600x1200mm
9mm Thickness | Matt



TERRAE COTTON

600x1200mm
9mm Thickness | Matt



TERRAE BACKDROP

Packing details

S.No	Sizes	Thickness	Pices/Box	Coverage Area/Box	Remarks
1	600x1200mm	9 mm	2 Pcs	1,44 Sqm	

Thickness tolerance of ± 0.5mm / ± 5% whichever is less - Test method ISO 10545-2.
Dimensions: All dimensions in mm tolerance +5% for below 200mm and +3% for above 200mm - Test method ISO 10545-2.
Color Shown in catalog may vary with the original tile. Slight shade variation is an inherent property of ceramic/Porcelain tiles.

Terrae





600x1200mm
 9mm Thickness | Matt



WONDER SLEET

600x1200mm
 9mm Thickness | Matt



WONDER BRIGHT

Packing details					
S.No	Sizes	Thickness	Pices/Box	Coverage Area/Box	Remarks
1	600x1200mm	9 mm	2 Pcs	1.44 Sqm	
Thickness tolerance of ± 0.5mm / ± 5% whichever is less - Test method ISO 10545-2.					
Dimensions: All dimensions in mm tolerance +5% for below 200mm and +3% for above 200mm - Test method ISO 10545-2.					
Color Shown in catalog may vary with the original tile. Slight shade variation is an inherent property of ceramic/Porcelain tiles.					

Wonder





600x1200mm
9mm Thickness | Matt



WONDER DUNES

600x1200mm
9mm Thickness | Matt



WONDER DUNES

Packing details

S.No	Sizes	Thickness	Pices/Box	Coverage Area/Box	Remarks
1	600x1200mm	9 mm	2 Pcs	1.44 Sqm	

Thickness tolerance of ± 0.5mm / ± 5% whichever is less - Test method ISO 10545-2.
Dimensions: All dimensions in mm tolerance +5% for below 200mm and +3% for above 200mm - Test method ISO 10545-2.
Color Shown in catalog may vary with the original tile. Slight shade variation is an inherent property of ceramic/Porcelain tiles.

Wonder





600x1200mm
9mm Thickness | Matt



PALCO WHITE

600x1200mm
9mm Thickness | Matt



PALCO IVORY

Packing details

S.No	Sizes	Thickness	Pices/Box	Coverage Area/Box	Remarks
1	600x1200mm	9 mm	2 Pcs	1.44 Sqm	

Thickness tolerance of ± 0.5mm / ± 5% whichever is less - Test method ISO 10545-2.
Dimensions: All dimensions in mm tolerance +5% for below 200mm and +3% for above 200mm - Test method ISO 10545-2.
Color Shown in catalog may vary with the original tile. Slight shade variation is an inherent property of ceramic/Porcelain tiles.

Palco





600x1200mm
9mm Thickness | Matt



KHALA WHITE

600x1200mm
9mm Thickness | Matt



KHALA GREY

Packing details

S.No	Sizes	Thickness	Pices/Box	Coverage Area/Box	Remarks
1	600x1200mm	9 mm	2 Pcs	1.44 Sqm	

Thickness tolerance of ± 0.5mm / ± 5% whichever is less - Test method ISO 10545-2.
Dimensions: All dimensions in mm tolerance +5% for below 200mm and +3% for above 200mm - Test method ISO 10545-2.
Color Shown in catalog may vary with the original tile. Slight shade variation is an inherent property of ceramic/Porcelain tiles.

Khala





600x1200mm
9mm Thickness | Matt



SOUTHWELLVEIN WHITE

600x1200mm
9mm Thickness | Matt



SOUTHWELLCROS BONE

Packing details					
S.No	Sizes	Thickness	Pices/Box	Coverage Area/Box	Remarks
1	600x1200mm	9 mm	2 Pcs	1.44 Sqm	
Thickness tolerance of ± 0.5mm / ± 5% whichever is less - Test method ISO 10545-2.					
Dimensions: All dimensions in mm tolerance +5% for below 200mm and +3% for above 200mm - Test method ISO 10545-2.					
Color Shown in catalog may vary with the original tile. Slight shade variation is an inherent property of ceramic/Porcelain tiles.					

Southwellvein





600x1200mm
9mm Thickness | Matt



CAPITOL BLANCO

600x1200mm
9mm Thickness | Matt



VERMONT PEARL

Packing details

S.No	Sizes	Thickness	Pices/Box	Coverage Area/Box	Remarks
1	600x1200mm	9 mm	2 Pcs	1.44 Sqm	

Thickness tolerance of ± 0.5mm / ± 5% whichever is less - Test method ISO 10545-2.
Dimensions: All dimensions in mm tolerance +5% for below 200mm and +3% for above 200mm - Test method ISO 10545-2.
Color Shown in catalog may vary with the original tile. Slight shade variation is an inherent property of ceramic/Porcelain tiles.

Capitol





600x1200mm
9mm Thickness | Matt



CAPRI CREAM

600x1200mm
9mm Thickness | Matt



CAPRI CREAM

Packing details

S.No	Sizes	Thickness	Pices/Box	Coverage Area/Box	Remarks
1	600x1200mm	9 mm	2 Pcs	1.44 Sqm	

Thickness tolerance of ± 0.5mm / ± 5% whichever is less - Test method ISO 10545-2.
Dimensions: All dimensions in mm tolerance +5% for below 200mm and +3% for above 200mm - Test method ISO 10545-2.
Color Shown in catalog may vary with the original tile. Slight shade variation is an inherent property of ceramic/Porcelain tiles.

Capri





590x1190mm
9mm Thickness | Polished



EVEN WHITE

595x1200mm
9mm Thickness | Satin Matt



EVEN WHITE

Packing details

S.No	Sizes	Thickness	Pices/Box	Coverage Area/Box	Remarks
1	595x1200mm	9 mm	2 Pcs	1.42 Sqm	

Thickness tolerance of ± 0.5mm / ± 5% whichever is less - Test method ISO 10545-2.
Dimensions: All dimensions in mm tolerance +5% for below 200mm and +3% for above 200mm - Test method ISO 10545-2.
Color Shown in catalog may vary with the original tile. Slight shade variation is an inherent property of ceramic/Porcelain tiles.

Even White





590x1190mm
9mm Thickness | Polished



PURITY WHITE

595x1200mm
9mm Thickness | Satin Matt



PURITY WHITE

Packing details					
S.No	Sizes	Thickness	Pices/Box	Coverage Area/Box	Remarks
1	595x1200mm	9 mm	2 Pcs	1.42 Sqm	
Thickness tolerance of ± 0.5mm / ± 5% whichever is less - Test method ISO 10545-2.					
Dimensions: All dimensions in mm tolerance +5% for below 200mm and +3% for above 200mm - Test method ISO 10545-2.					
Color Shown in catalog may vary with the original tile. Slight shade variation is an inherent property of ceramic/Porcelain tiles.					

Purity White





590x1190mm
9mm Thickness | Polished



SABINE WHITE

595x1200mm
9mm Thickness | Satin Matt



SABINE WHITE

Packing details

S.No	Sizes	Thickness	Pices/Box	Coverage Area/Box	Remarks
1	595x1200mm	9 mm	2 Pcs	1.42 Sqm	

Thickness tolerance of ± 0.5mm / ± 5% whichever is less - Test method ISO 10545-2.
Dimensions: All dimensions in mm tolerance +5% for below 200mm and +3% for above 200mm - Test method ISO 10545-2.
Color Shown in catalog may vary with the original tile. Slight shade variation is an inherent property of ceramic/Porcelain tiles.

Sabine White





590x1190mm
9mm Thickness | Polished



AUSTRAL PEARL

595x1200mm
9mm Thickness | Satin Matt



AUSTRAL PEARL

Packing details

S.No	Sizes	Thickness	Pices/Box	Coverage Area/Box	Remarks
1	595x1200mm	9 mm	2 Pcs	1.42 Sqm	

Thickness tolerance of ± 0.5mm / ± 5% whichever is less - Test method ISO 10545-2.
Dimensions: All dimensions in mm tolerance +5% for below 200mm and +3% for above 200mm - Test method ISO 10545-2.
Color Shown in catalog may vary with the original tile. Slight shade variation is an inherent property of ceramic/Porcelain tiles.

Austral





590x1190mm
9mm Thickness | Glossy



PUL.CAMEL GOLD

590x1190mm
9mm Thickness | Polished



PUL.CAMEL GOLD

Packing details

S.No	Sizes	Thickness	Pices/Box	Coverage Area/Box	Remarks
1	590x1190mm	9 mm	2 Pcs	1,40 Sqm	

Thickness tolerance of ± 0.5mm / ± 5% whichever is less - Test method ISO 10545-2.
Dimensions: All dimensions in mm tolerance +5% for below 200mm and +3% for above 200mm - Test method ISO 10545-2.
Color Shown in catalog may vary with the original tile. Slight shade variation is an inherent property of ceramic/Porcelain tiles.

Camel Gold






590x1190mm
9mm Thickness | Polished



BELLEVUE WHITE

590x1190mm
9mm Thickness | Polished



COMODO PEARL

Packing details

S.No	Sizes	Thickness	Pices/Box	Coverage Area/Box	Remarks
1	590x1190mm	9 mm	2 Pcs	1.40 Sqm	

Thickness tolerance of ± 0.5mm / ± 5% whichever is less - Test method ISO 10545-2.
Dimensions: All dimensions in mm tolerance +5% for below 200mm and +3% for above 200mm - Test method ISO 10545-2.
Color Shown in catalog may vary with the original tile. Slight shade variation is an inherent property of ceramic/Porcelain tiles.

Comodo






590x1190mm
9mm Thickness | Polished



MILDEN PEARL

590x1190mm
9mm Thickness | Polished



SCARLET SOFT

Packing details					
S.No	Sizes	Thickness	Pices/Box	Coverage Area/Box	Remarks
1	590x1190mm	9 mm	2 Pcs	1.40 Sqm	
Thickness tolerance of ± 0.5mm / ± 5% whichever is less - Test method ISO 10545-2.					
Dimensions: All dimensions in mm tolerance +5% for below 200mm and +3% for above 200mm - Test method ISO 10545-2.					
Color Shown in catalog may vary with the original tile. Slight shade variation is an inherent property of ceramic/Porcelain tiles.					

Scarlet Soft





590x1190mm
9mm Thickness | Polished



BALTRA IVORY

590x1190mm
9mm Thickness | Polished



LOUISIANA WHITE

Packing details

S.No	Sizes	Thickness	Pices/Box	Coverage Area/Box	Remarks
1	590x1190mm	9 mm	2 Pcs	1.40 Sqm	

Thickness tolerance of ± 0.5mm / ± 5% whichever is less - Test method ISO 10545-2.
Dimensions: All dimensions in mm tolerance +5% for below 200mm and +3% for above 200mm - Test method ISO 10545-2.
Color Shown in catalog may vary with the original tile. Slight shade variation is an inherent property of ceramic/Porcelain tiles.

Baltra Ivory





590x1190mm
9mm Thickness | Polished



SYMPHONY WHITE

590x1190mm
9mm Thickness | Polished



SUBLIME GREY

Packing details

S.No	Sizes	Thickness	Pices/Box	Coverage Area/Box	Remarks
1	590x1190mm	9 mm	2 Pcs	1,40 Sqm	

Thickness tolerance of ± 0.5mm / ± 5% whichever is less - Test method ISO 10545-2.
Dimensions: All dimensions in mm tolerance +5% for below 200mm and +3% for above 200mm - Test method ISO 10545-2.
Color Shown in catalog may vary with the original tile. Slight shade variation is an inherent property of ceramic/Porcelain tiles.

Symphony





590x1190mm
9mm Thickness | Polished



AUSTRAL GREY

590x1190mm
9mm Thickness | Polished



AUSTRAL GREY

Packing details

S.No	Sizes	Thickness	Pices/Box	Coverage Area/Box	Remarks
1	590x1190mm	9 mm	2 Pcs	1.40 Sqm	

Thickness tolerance of ± 0.5mm / ± 5% whichever is less - Test method ISO 10545-2.
Dimensions: All dimensions in mm tolerance +5% for below 200mm and +3% for above 200mm - Test method ISO 10545-2.
Color Shown in catalog may vary with the original tile. Slight shade variation is an inherent property of ceramic/Porcelain tiles.

Austral





595x1200mm
9mm Thickness | Matt



FEROE PEARL

595x1200mm
9mm Thickness | Matt



FEROE GREIGE

Packing details

S.No	Sizes	Thickness	Pices/Box	Coverage Area/Box	Remarks
1	595x1200mm	9 mm	2 Pcs	1.42 Sqm	

Thickness tolerance of ± 0.5mm / ± 5% whichever is less - Test method ISO 10545-2.
Dimensions: All dimensions in mm tolerance +5% for below 200mm and +3% for above 200mm - Test method ISO 10545-2.
Color Shown in catalog may vary with the original tile. Slight shade variation is an inherent property of ceramic/Porcelain tiles.

Feroe Pearl





595x1200mm
9mm Thickness | Satin Matt



DONCELLA WHITE

595x1200mm
9mm Thickness | Matt



LEVENT PEARL

Packing details

S.No	Sizes	Thickness	Pices/Box	Coverage Area/Box	Remarks
1	595x1200mm	9 mm	2 Pcs	1.42 Sqm	

Thickness tolerance of ± 0.5mm / ± 5% whichever is less - Test method ISO 10545-2.
Dimensions: All dimensions in mm tolerance +5% for below 200mm and +3% for above 200mm - Test method ISO 10545-2.
Color Shown in catalog may vary with the original tile. Slight shade variation is an inherent property of ceramic/Porcelain tiles.

Doncella





595x1200mm
9mm Thickness | Matt



DAMA SAND

595x1200mm
9mm Thickness | Matt



BOLTON NATURAL

Packing details

S.No	Sizes	Thickness	Pices/Box	Coverage Area/Box	Remarks
1	595x1200mm	9 mm	2 Pcs	1.42 Sqm	

Thickness tolerance of ± 0.5mm / ± 5% whichever is less - Test method ISO 10545-2.
Dimensions: All dimensions in mm tolerance +5% for below 200mm and +3% for above 200mm - Test method ISO 10545-2.
Color Shown in catalog may vary with the original tile. Slight shade variation is an inherent property of ceramic/Porcelain tiles.

Dama Sand





595x1200mm
9mm Thickness | Matt



ELEMENTI PEARL

595x1200mm
9mm Thickness | Matt



FORTUNE PEARL

Packing details

S.No	Sizes	Thickness	Pices/Box	Coverage Area/Box	Remarks
1	595x1200mm	9 mm	2 Pcs	1.42 Sqm	

Thickness tolerance of ± 0.5mm / ± 5% whichever is less - Test method ISO 10545-2.
Dimensions: All dimensions in mm tolerance +5% for below 200mm and +3% for above 200mm - Test method ISO 10545-2.
Color Shown in catalog may vary with the original tile. Slight shade variation is an inherent property of ceramic/Porcelain tiles.

Fortune Pearl






595x1200mm
9mm Thickness | Matt



LUMIERE WHITE

595x1200mm
9mm Thickness | Matt



LUMIERE NATURAL

Packing details

S.No	Sizes	Thickness	Pices/Box	Coverage Area/Box	Remarks
1	595x1200mm	9 mm	2 Pcs	1.42 Sqm	

Thickness tolerance of ± 0.5mm / ± 5% whichever is less - Test method ISO 10545-2.
Dimensions: All dimensions in mm tolerance +5% for below 200mm and +3% for above 200mm - Test method ISO 10545-2.
Color Shown in catalog may vary with the original tile. Slight shade variation is an inherent property of ceramic/Porcelain tiles.

Lumiere Natural





595x1200mm
9mm Thickness | Matt



PREMIERE IVORY

595x1200mm
9mm Thickness | Matt



BELLEVUE GREY

Packing details					
S.No	Sizes	Thickness	Pices/Box	Coverage Area/Box	Remarks
1	595x1200mm	9 mm	2 Pcs	1.42 Sqm	
Thickness tolerance of ± 0.5mm / ± 5% whichever is less - Test method ISO 10545-2.					
Dimensions: All dimensions in mm tolerance +5% for below 200mm and +3% for above 200mm - Test method ISO 10545-2.					
Color Shown in catalog may vary with the original tile. Slight shade variation is an inherent property of ceramic/Porcelain tiles.					

Bellevue Grey





600x1200mm
9mm Thickness | Matt



IRIS STONE RIVER

600x1200mm
9mm Thickness | Matt



IRIS STONE RIVER

Packing details					
S.No	Sizes	Thickness	Pices/Box	Coverage Area/Box	Remarks
1	600x1200mm	9 mm	2 Pcs	1.44 Sqm	
Thickness tolerance of ± 0.5mm / ± 5% whichever is less - Test method ISO 10545-2.					
Dimensions: All dimensions in mm tolerance +5% for below 200mm and +3% for above 200mm - Test method ISO 10545-2.					
Color Shown in catalog may vary with the original tile. Slight shade variation is an inherent property of ceramic/Porcelain tiles.					

Iris Stone River





600x1200mm
9mm Thickness | Matt



MELAMINE SLATE

600x1200mm
9mm Thickness | Matt



MELAMINE SLATE

Packing details

S.No	Sizes	Thickness	Pices/Box	Coverage Area/Box	Remarks
1	600x1200mm	9 mm	2 Pcs	1.44 Sqm	

Thickness tolerance of ± 0.5mm / ± 5% whichever is less - Test method ISO 10545-2.
Dimensions: All dimensions in mm tolerance +5% for below 200mm and +3% for above 200mm - Test method ISO 10545-2.
Color Shown in catalog may vary with the original tile. Slight shade variation is an inherent property of ceramic/Porcelain tiles.

Melamine Slate





600x1200mm
9mm Thickness | Matt




TRAVERTINE STONE

600x1200mm
9mm Thickness | Matt



TRAVERTINE STONE

Packing details					
S.No	Sizes	Thickness	Pices/Box	Coverage Area/Box	Remarks
1	600x1200mm	9 mm	2 Pcs	1.44 Sqm	
Thickness tolerance of ± 0.5mm / ± 5% whichever is less - Test method ISO 10545-2.					
Dimensions: All dimensions in mm tolerance +5% for below 200mm and +3% for above 200mm - Test method ISO 10545-2.					
Color Shown in catalog may vary with the original tile. Slight shade variation is an inherent property of ceramic/Porcelain tiles.					



Travertine Stone



- Frost resistance
- Fire resistance
- Does not absorb liquids
- Easy cleaning and care
- Resistance to stains
- Light-fast colors
- Resistance to household chemicals
- Resistance to deep abrasion
- Thermal shock resistance





600x1200mm
9mm Thickness | Matt




JHANJHAR AVORIO

600x1200mm
9mm Thickness | Matt



JHANJHAR AVORIO

Packing details					
S.No	Sizes	Thickness	Pices/Box	Coverage Area/Box	Remarks
1	600x1200mm	9 mm	2 Pcs	1.44 Sqm	
Thickness tolerance of ± 0.5mm / ± 5% whichever is less - Test method ISO 10545-2.					
Dimensions: All dimensions in mm tolerance +5% for below 200mm and +3% for above 200mm - Test method ISO 10545-2.					
Color Shown in catalog may vary with the original tile. Slight shade variation is an inherent property of ceramic/Porcelain tiles.					



Jhanjhar Avorio





600x1200mm
9mm Thickness | Polished



MOSAIC WHITE

600x1200mm
9mm Thickness | Polished



MOSAIC WHITE

Packing details					
S.No	Sizes	Thickness	Pices/Box	Coverage Area/Box	Remarks
1	600x1200mm	9 mm	2 Pcs	1.44 Sqm	
Thickness tolerance of ± 0.5mm / ± 5% whichever is less - Test method ISO 10545-2.					
Dimensions: All dimensions in mm tolerance +5% for below 200mm and +3% for above 200mm - Test method ISO 10545-2.					
Color Shown in catalog may vary with the original tile. Slight shade variation is an inherent property of ceramic/Porcelain tiles.					

FULL BODY

Mosaic White





600x1200mm
9mm Thickness | Matt



SATIN LUX

600x1200mm
9mm Thickness | Matt



SATIN LUX

Packing details					
S.No	Sizes	Thickness	Pices/Box	Coverage Area/Box	Remarks
1	600x1200mm	9 mm	2 Pcs	1.44 Sqm	
Thickness tolerance of ± 0.5mm / ± 5% whichever is less - Test method ISO 10545-2.					
Dimensions: All dimensions in mm tolerance +5% for below 200mm and +3% for above 200mm - Test method ISO 10545-2.					
Color Shown in catalog may vary with the original tile. Slight shade variation is an inherent property of ceramic/Porcelain tiles.					


Satin Lux

FULL BODY






600x1200mm
9mm Thickness | Matt



SATIN CREMA

600x1200mm
9mm Thickness | Matt



SATIN CREMA

Packing details					
S.No	Sizes	Thickness	Pices/Box	Coverage Area/Box	Remarks
1	600x1200mm	9 mm	2 Pcs	1.44 Sqm	
Thickness tolerance of ± 0.5mm / ± 5% whichever is less - Test method ISO 10545-2.					
Dimensions: All dimensions in mm tolerance +5% for below 200mm and +3% for above 200mm - Test method ISO 10545-2.					
Color Shown in catalog may vary with the original tile. Slight shade variation is an inherent property of ceramic/Porcelain tiles.					

Satin Crema

FULL BODY





600x1200mm
9mm Thickness | Matt



SATIN GREY

600x1200mm
9mm Thickness | Matt



SATIN GREY

Packing details					
S.No	Sizes	Thickness	Pices/Box	Coverage Area/Box	Remarks
1	600x1200mm	9 mm	2 Pcs	1.44 Sqm	
Thickness tolerance of ± 0.5mm / ± 5% whichever is less - Test method ISO 10545-2.					
Dimensions: All dimensions in mm tolerance +5% for below 200mm and +3% for above 200mm - Test method ISO 10545-2.					
Color Shown in catalog may vary with the original tile. Slight shade variation is an inherent property of ceramic/Porcelain tiles.					


Satin Grey

FULL BODY






600x1200mm
9mm Thickness | High Glossy



CALACATTA TESORO

600x1200mm
9mm Thickness | High Glossy



MARVEL STATUARIO

Packing details

S.No	Sizes	Thickness	Pices/Box	Coverage Area/Box	Remarks
1	600x1200mm	9 mm	2 Pcs	1.44 Sqm	

Thickness tolerance of ± 0.5mm / ± 5% whichever is less - Test method ISO 10545-2.
Dimensions: All dimensions in mm tolerance +5% for below 200mm and +3% for above 200mm - Test method ISO 10545-2.
Color Shown in catalog may vary with the original tile. Slight shade variation is an inherent property of ceramic/Porcelain tiles.

Marvel Statuario






600x1200mm
9mm Thickness | High Glossy



ARTURO ONYX WHITE

600x1200mm
9mm Thickness | High Glossy



ARTURO ONYX BLUE

Packing details

S.No	Sizes	Thickness	Pices/Box	Coverage Area/Box	Remarks
1	600x1200mm	9 mm	2 Pcs	1.44 Sqm	


Thickness tolerance of ± 0.5mm / ± 5% whichever is less - Test method ISO 10545-2.
Dimensions: All dimensions in mm tolerance +5% for below 200mm and +3% for above 200mm - Test method ISO 10545-2.
Color Shown in catalog may vary with the original tile. Slight shade variation is an inherent property of ceramic/Porcelain tiles.

Arturo Onyx White






600x1200mm
9mm Thickness | High Glossy



ARTURO ONYX BLACK

600x1200mm
9mm Thickness | High Glossy



IROX NERO


Packing details					
S.No	Sizes	Thickness	Pices/Box	Coverage Area/Box	Remarks
1	600x1200mm	9 mm	2 Pcs	1.44 Sqm	
Thickness tolerance of ± 0.5mm / ± 5% whichever is less - Test method ISO 10545-2.					
Dimensions: All dimensions in mm tolerance +5% for below 200mm and +3% for above 200mm - Test method ISO 10545-2.					
Color Shown in catalog may vary with the original tile. Slight shade variation is an inherent property of ceramic/Porcelain tiles.					

Irox Nero






600x1200mm
9mm Thickness | Glossy



DG WHITE

600x1200mm
9mm Thickness | Glossy



OMAN BLANCO

Packing details					
S.No	Sizes	Thickness	Pices/Box	Coverage Area/Box	Remarks
1	600x1200mm	9 mm	2 Pcs	1.44 Sqm	
Thickness tolerance of ± 0.5mm / ± 5% whichever is less - Test method ISO 10545-2.					
Dimensions: All dimensions in mm tolerance +5% for below 200mm and +3% for above 200mm - Test method ISO 10545-2.					
Color Shown in catalog may vary with the original tile. Slight shade variation is an inherent property of ceramic/Porcelain tiles.					

Oman Blanco






600x1200mm
9mm Thickness | Glossy



SATAUARIO CORAL

600x1200mm
9mm Thickness | Glossy



SATVARIO ROYAL


Packing details					
S.No	Sizes	Thickness	Pices/Box	Coverage Area/Box	Remarks
1	600x1200mm	9 mm	2 Pcs	1.44 Sqm	
Thickness tolerance of ± 0.5mm / ± 5% whichever is less - Test method ISO 10545-2.					
Dimensions: All dimensions in mm tolerance +5% for below 200mm and +3% for above 200mm - Test method ISO 10545-2.					
Color Shown in catalog may vary with the original tile. Slight shade variation is an inherent property of ceramic/Porcelain tiles.					

Satauario Coral





600x1200mm
9mm Thickness | Glossy



SHGL10093

600x1200mm
9mm Thickness | Glossy



KAMAN WHITE

Packing details

S.No	Sizes	Thickness	Pices/Box	Coverage Area/Box	Remarks
1	600x1200mm	9 mm	2 Pcs	1.44 Sqm	

Thickness tolerance of ± 0.5mm / ± 5% whichever is less - Test method ISO 10545-2.
Dimensions: All dimensions in mm tolerance +5% for below 200mm and +3% for above 200mm - Test method ISO 10545-2.
Color Shown in catalog may vary with the original tile. Slight shade variation is an inherent property of ceramic/Porcelain tiles.

Kaman
White





600x1200mm
9mm Thickness | Glossy



CARARA WHITE

600x1200mm
9mm Thickness | Glossy



MILKY WAY


Packing details					
S.No	Sizes	Thickness	Pices/Box	Coverage Area/Box	Remarks
1	600x1200mm	9 mm	2 Pcs	1.44 Sqm	
Thickness tolerance of ± 0.5mm / ± 5% whichever is less - Test method ISO 10545-2.					
Dimensions: All dimensions in mm tolerance +5% for below 200mm and +3% for above 200mm - Test method ISO 10545-2.					
Color Shown in catalog may vary with the original tile. Slight shade variation is an inherent property of ceramic/Porcelain tiles.					

Milky Way






600x1200mm
9mm Thickness | Glossy



CERRAD SATUARIO

600x1200mm
9mm Thickness | Glossy



ALPAS WHITE

Packing details

S.No	Sizes	Thickness	Pices/Box	Coverage Area/Box	Remarks
1	600x1200mm	9 mm	2 Pcs	1.44 Sqm	


Thickness tolerance of ± 0.5mm / ± 5% whichever is less - Test method ISO 10545-2.
Dimensions: All dimensions in mm tolerance +5% for below 200mm and +3% for above 200mm - Test method ISO 10545-2.
Color Shown in catalog may vary with the original tile. Slight shade variation is an inherent property of ceramic/Porcelain tiles.

Alpas White





600x1200mm
9mm Thickness | Glossy



CLOUD WHITE

600x1200mm
9mm Thickness | Glossy



CRESTO LIGHT GREY

Packing details					
S.No	Sizes	Thickness	Pices/Box	Coverage Area/Box	Remarks
1	600x1200mm	9 mm	2 Pcs	1.44 Sqm	
Thickness tolerance of ± 0.5mm / ± 5% whichever is less - Test method ISO 10545-2.					
Dimensions: All dimensions in mm tolerance +5% for below 200mm and +3% for above 200mm - Test method ISO 10545-2.					
Color Shown in catalog may vary with the original tile. Slight shade variation is an inherent property of ceramic/Porcelain tiles.					

Cresto Light Grey






600x1200mm
9mm Thickness | Glossy



TEXON ARMANI BIANCO

600x1200mm
9mm Thickness | Glossy



ARMANI SILVER

Packing details					
S.No	Sizes	Thickness	Pices/Box	Coverage Area/Box	Remarks
1	600x1200mm	9 mm	2 Pcs	1.44 Sqm	
Thickness tolerance of ± 0.5mm / ± 5% whichever is less - Test method ISO 10545-2.					
Dimensions: All dimensions in mm tolerance +5% for below 200mm and +3% for above 200mm - Test method ISO 10545-2.					
Color Shown in catalog may vary with the original tile. Slight shade variation is an inherent property of ceramic/Porcelain tiles.					

Armani Silver






600x1200mm
9mm Thickness | High Glossy



VENICE BEIGE PULIDO

600x1200mm
9mm Thickness | High Glossy



ETERNAL CREMA PULIDO

Packing details					
S.No	Sizes	Thickness	Pices/Box	Coverage Area/Box	Remarks
1	600x1200mm	9 mm	2 Pcs	1.44 Sqm	
Thickness tolerance of ± 0.5mm / ± 5% whichever is less - Test method ISO 10545-2.					
Dimensions: All dimensions in mm tolerance +5% for below 200mm and +3% for above 200mm - Test method ISO 10545-2.					
Color Shown in catalog may vary with the original tile. Slight shade variation is an inherent property of ceramic/Porcelain tiles.					

Eternal Crema Pulido





600x1200mm
9mm Thickness | High Glossy



CREAM CHAMBER

600x1200mm
9mm Thickness | High Glossy



CREAM CHAMBER

Packing details					
S.No	Sizes	Thickness	Pices/Box	Coverage Area/Box	Remarks
1	600x1200mm	9 mm	2 Pcs	1.44 Sqm	
Thickness tolerance of ± 0.5mm / ± 5% whichever is less - Test method ISO 10545-2.					
Dimensions: All dimensions in mm tolerance +5% for below 200mm and +3% for above 200mm - Test method ISO 10545-2.					
Color Shown in catalog may vary with the original tile. Slight shade variation is an inherent property of ceramic/Porcelain tiles.					

Cream Chamber





600x1200mm
9mm Thickness | Glossy



FORTUNE IVORY

600x1200mm
9mm Thickness | Matt



FORTUNE IVORY

Packing details					
S.No	Sizes	Thickness	Pices/Box	Coverage Area/Box	Remarks
1	600x1200mm	9 mm	2 Pcs	1.44 Sqm	
Thickness tolerance of ± 0.5mm / ± 5% whichever is less - Test method ISO 10545-2.					
Dimensions: All dimensions in mm tolerance +5% for below 200mm and +3% for above 200mm - Test method ISO 10545-2.					
Color Shown in catalog may vary with the original tile. Slight shade variation is an inherent property of ceramic/Porcelain tiles.					

Fortune

Ivory






600x1200mm
9mm Thickness | Matt



ALDO WHITE

600x1200mm
9mm Thickness | Matt



ALDO BEIGE

Packing details					
S.No	Sizes	Thickness	Pices/Box	Coverage Area/Box	Remarks
1	600x1200mm	9 mm	2 Pcs	1.44 Sqm	
Thickness tolerance of ± 0.5mm / ± 5% whichever is less - Test method ISO 10545-2.					
Dimensions: All dimensions in mm tolerance +5% for below 200mm and +3% for above 200mm - Test method ISO 10545-2.					
Color Shown in catalog may vary with the original tile. Slight shade variation is an inherent property of ceramic/Porcelain tiles.					

Aldo White





600x1200mm
9mm Thickness | Matt



ALDO GREY

600x1200mm
9mm Thickness | Matt



ALDO BLACK

Packing details					
S.No	Sizes	Thickness	Pices/Box	Coverage Area/Box	Remarks
1	600x1200mm	9 mm	2 Pcs	1.44 Sqm	
Thickness tolerance of ± 0.5mm / ± 5% whichever is less - Test method ISO 10545-2.					
Dimensions: All dimensions in mm tolerance +5% for below 200mm and +3% for above 200mm - Test method ISO 10545-2.					
Color Shown in catalog may vary with the original tile. Slight shade variation is an inherent property of ceramic/Porcelain tiles.					

Aldo Black






600x1200mm
9mm Thickness | Matt



MARVEL STATUARIO

600x1200mm
9mm Thickness | Satin Matt



SILK PRESTIGE BLANCO

Packing details

S.No	Sizes	Thickness	Pices/Box	Coverage Area/Box	Remarks
1	600x1200mm	9 mm	2 Pcs	1.44 Sqm	

Thickness tolerance of ± 0.5mm / ± 5% whichever is less - Test method ISO 10545-2.
Dimensions: All dimensions in mm tolerance +5% for below 200mm and +3% for above 200mm - Test method ISO 10545-2.
Color Shown in catalog may vary with the original tile. Slight shade variation is an inherent property of ceramic/Porcelain tiles.

Marvel Statuario






600x1200mm
9mm Thickness | Matt



CORTON SMOKE

600x1200mm
9mm Thickness | Matt



CONCRETE PERLA

Packing details

S.No	Sizes	Thickness	Pices/Box	Coverage Area/Box	Remarks
1	600x1200mm	9 mm	2 Pcs	1.44 Sqm	


Thickness tolerance of ± 0.5mm / ± 5% whichever is less - Test method ISO 10545-2.
Dimensions: All dimensions in mm tolerance +5% for below 200mm and +3% for above 200mm - Test method ISO 10545-2.
Color Shown in catalog may vary with the original tile. Slight shade variation is an inherent property of ceramic/Porcelain tiles.

Corton Smoke






600x1200mm
9mm Thickness | Matt



ELEMENTO ICE

600x1200mm
9mm Thickness | Matt



PERONDA IVOEY


Packing details					
S.No	Sizes	Thickness	Pices/Box	Coverage Area/Box	Remarks
1	600x1200mm	9 mm	2 Pcs	1.44 Sqm	
Thickness tolerance of ± 0.5mm / ± 5% whichever is less - Test method ISO 10545-2.					
Dimensions: All dimensions in mm tolerance +5% for below 200mm and +3% for above 200mm - Test method ISO 10545-2.					
Color Shown in catalog may vary with the original tile. Slight shade variation is an inherent property of ceramic/Porcelain tiles.					

Elemento Ice






600x1200mm
9mm Thickness | Matt



ENRICH BLANCO

600x1200mm
9mm Thickness | Matt



VINTAGE GREY


Packing details					
S.No	Sizes	Thickness	Pices/Box	Coverage Area/Box	Remarks
1	600x1200mm	9 mm	2 Pcs	1.44 Sqm	
Thickness tolerance of ± 0.5mm / ± 5% whichever is less - Test method ISO 10545-2.					
Dimensions: All dimensions in mm tolerance +5% for below 200mm and +3% for above 200mm - Test method ISO 10545-2.					
Color Shown in catalog may vary with the original tile. Slight shade variation is an inherent property of ceramic/Porcelain tiles.					

Enrich Blanco





600x1200mm
9mm Thickness | Matt



DG WHITE

600x1200mm
9mm Thickness | Matt



ADVIK CREMA

Packing details					
S.No	Sizes	Thickness	Pices/Box	Coverage Area/Box	Remarks
1	600x1200mm	9 mm	2 Pcs	1.44 Sqm	
Thickness tolerance of ± 0.5mm / ± 5% whichever is less - Test method ISO 10545-2.					
Dimensions: All dimensions in mm tolerance +5% for below 200mm and +3% for above 200mm - Test method ISO 10545-2.					
Color Shown in catalog may vary with the original tile. Slight shade variation is an inherent property of ceramic/Porcelain tiles.					



600x1200mm
9mm Thickness | Matt



PACIFIC BIANCO

600x1200mm
9mm Thickness | Matt



AFYON BIANCO

Packing details					
S.No	Sizes	Thickness	Pices/Box	Coverage Area/Box	Remarks
1	600x1200mm	9 mm	2 Pcs	1.44 Sqm	
Thickness tolerance of ± 0.5mm / ± 5% whichever is less - Test method ISO 10545-2.					
Dimensions: All dimensions in mm tolerance +5% for below 200mm and +3% for above 200mm - Test method ISO 10545-2.					
Color Shown in catalog may vary with the original tile. Slight shade variation is an inherent property of ceramic/Porcelain tiles.					




600x1200mm
9mm Thickness | Carving



COASTLINE WHITE

600x1200mm
9mm Thickness | Carving



COASTLINE BEIGE

Packing details					
S.No	Sizes	Thickness	Pices/Box	Coverage Area/Box	Remarks
1	600x1200mm	9 mm	2 Pcs	1.44 Sqm	
Thickness tolerance of ± 0.5mm / ± 5% whichever is less - Test method ISO 10545-2.					
Dimensions: All dimensions in mm tolerance +5% for below 200mm and +3% for above 200mm - Test method ISO 10545-2.					
Color Shown in catalog may vary with the original tile. Slight shade variation is an inherent property of ceramic/Porcelain tiles.					

Coastline Beige





600x1200mm
9mm Thickness | Carving



AROA BIANCO

600x1200mm
9mm Thickness | Carving



INVINCIBLE WHITE

Packing details

S.No	Sizes	Thickness	Pices/Box	Coverage Area/Box	Remarks
1	600x1200mm	9 mm	2 Pcs	1.44 Sqm	

Thickness tolerance of ± 0.5mm / ± 5% whichever is less - Test method ISO 10545-2.
Dimensions: All dimensions in mm tolerance +5% for below 200mm and +3% for above 200mm - Test method ISO 10545-2.
Color Shown in catalog may vary with the original tile. Slight shade variation is an inherent property of ceramic/Porcelain tiles.

Invincible White





600x1200mm
9mm Thickness | Carving



PERSEO CARRARA

600x1200mm
9mm Thickness | Carving



CRONICA LIGHT

Packing details

S.No	Sizes	Thickness	Pices/Box	Coverage Area/Box	Remarks
1	600x1200mm	9 mm	2 Pcs	1.44 Sqm	

Thickness tolerance of ± 0.5mm / ± 5% whichever is less - Test method ISO 10545-2.
Dimensions: All dimensions in mm tolerance +5% for below 200mm and +3% for above 200mm - Test method ISO 10545-2.
Color Shown in catalog may vary with the original tile. Slight shade variation is an inherent property of ceramic/Porcelain tiles.

Perseo Carrara






600x1200mm
9mm Thickness | Carving



VELVET BOTTOCHINO NATURAL

600x1200mm
9mm Thickness | Carving



WHITENED

Packing details

S.No	Sizes	Thickness	Pices/Box	Coverage Area/Box	Remarks
1	600x1200mm	9 mm	2 Pcs	1.44 Sqm	

Thickness tolerance of ± 0.5mm / ± 5% whichever is less - Test method ISO 10545-2.
Dimensions: All dimensions in mm tolerance +5% for below 200mm and +3% for above 200mm - Test method ISO 10545-2.
Color Shown in catalog may vary with the original tile. Slight shade variation is an inherent property of ceramic/Porcelain tiles.

Whitened





600x1200mm
9mm Thickness | Carving



ARIS BEIGE

600x1200mm
9mm Thickness | Carving



DIVINE CREMA

Packing details					
S.No	Sizes	Thickness	Pices/Box	Coverage Area/Box	Remarks
1	600x1200mm	9 mm	2 Pcs	1.44 Sqm	
Thickness tolerance of ± 0.5mm / ± 5% whichever is less - Test method ISO 10545-2.					
Dimensions: All dimensions in mm tolerance +5% for below 200mm and +3% for above 200mm - Test method ISO 10545-2.					
Color Shown in catalog may vary with the original tile. Slight shade variation is an inherent property of ceramic/Porcelain tiles.					

Aris Beige





600x1200mm
9mm Thickness | Carving



TIGER BEIGE

600x1200mm
9mm Thickness | Carving



TORANO CLASSIC

Packing details

S.No	Sizes	Thickness	Pices/Box	Coverage Area/Box	Remarks
1	600x1200mm	9 mm	2 Pcs	1.44 Sqm	

Thickness tolerance of ± 0.5mm / ± 5% whichever is less - Test method ISO 10545-2.
Dimensions: All dimensions in mm tolerance +5% for below 200mm and +3% for above 200mm - Test method ISO 10545-2.
Color Shown in catalog may vary with the original tile. Slight shade variation is an inherent property of ceramic/Porcelain tiles.

Tiger Beige






600x1200mm
9mm Thickness | Carving



CORTON BEIGE

600x1200mm
9mm Thickness | Carving



CRUSH GREY

Packing details					
S.No	Sizes	Thickness	Pices/Box	Coverage Area/Box	Remarks
1	600x1200mm	9 mm	2 Pcs	1.44 Sqm	
Thickness tolerance of ± 0.5mm / ± 5% whichever is less - Test method ISO 10545-2.					
Dimensions: All dimensions in mm tolerance +5% for below 200mm and +3% for above 200mm - Test method ISO 10545-2.					
Color Shown in catalog may vary with the original tile. Slight shade variation is an inherent property of ceramic/Porcelain tiles.					

Corton Beige



CORE

COLLECTION

The Core Collection is designed to be the perfect balance of durability, function, and timeless style. Crafted with precision, these tiles form the foundation of both residential and commercial spaces. Whether for walls or floors, kitchens or living rooms, the Core Collection brings versatility and long-lasting quality to every project.

APPLICATION



AIRPORTS



HOTELS



OFFICES



MUSEUMS



RESTAURANTS



RETAIL MALLS



HOMES



KITCHENS



BATHROOM FURNITURE



WELLNESS CENTRES



VENTILATED CURTAIN WALLS



INTERIOR DESIGN AND FURNISHINGS

FEATURES



ECO FRIENDLY



MAINTENANCE FREE



HIGH DURABILITY



DIMENSIONAL STABILITY



FLEXURAL RESISTANT



SCRATCH RESISTANT



FROST RESISTANT



HEAT RESISTANT



EASY TO CLEAN



SLIP RESISTANT



STAIN RESISTANT



ACID & CHEMICAL RESISTANT




600x1200mm
9mm Thickness | Glossy



MASSA WHITE

600x1200mm
9mm Thickness | Glossy




EMREALD WHITE

Packing details					
S.No	Sizes	Thickness	Pices/Box	Coverage Area/Box	Remarks
1	600x1200mm	9 mm	2 Pcs	1.44 Sqm	
Thickness tolerance of ± 0.5mm / ± 5% whichever is less - Test method ISO 10545-2.					
Dimensions: All dimensions in mm tolerance +5% for below 200mm and +3% for above 200mm - Test method ISO 10545-2.					
Color Shown in catalog may vary with the original tile. Slight shade variation is an inherent property of ceramic/Porcelain tiles.					




600x1200mm
9mm Thickness | Glossy



ORO DI BASE

600x1200mm
9mm Thickness | Glossy



BRAZILLIAN WHITE

Packing details					
S.No	Sizes	Thickness	Pices/Box	Coverage Area/Box	Remarks
1	600x1200mm	9 mm	2 Pcs	1.44 Sqm	
Thickness tolerance of ± 0.5mm / ± 5% whichever is less - Test method ISO 10545-2.					
Dimensions: All dimensions in mm tolerance +5% for below 200mm and +3% for above 200mm - Test method ISO 10545-2.					
Color Shown in catalog may vary with the original tile. Slight shade variation is an inherent property of ceramic/Porcelain tiles.					




600x1200mm
9mm Thickness | Glossy



STATUARIO ITALINO

600x1200mm
9mm Thickness | Glossy



CARRARA BELLISIMO

Packing details					
S.No	Sizes	Thickness	Pices/Box	Coverage Area/Box	Remarks
1	600x1200mm	9 mm	2 Pcs	1.44 Sqm	
Thickness tolerance of ± 0.5mm / ± 5% whichever is less - Test method ISO 10545-2.					
Dimensions: All dimensions in mm tolerance +5% for below 200mm and +3% for above 200mm - Test method ISO 10545-2.					
Color Shown in catalog may vary with the original tile. Slight shade variation is an inherent property of ceramic/Porcelain tiles.					




600x1200mm
9mm Thickness | Glossy



OCEANIC WHITE

600x1200mm
9mm Thickness | Glossy



ONYX CLOUDIO

Packing details					
S.No	Sizes	Thickness	Pices/Box	Coverage Area/Box	Remarks
1	600x1200mm	9 mm	2 Pcs	1.44 Sqm	
Thickness tolerance of ± 0.5mm / ± 5% whichever is less - Test method ISO 10545-2.					
Dimensions: All dimensions in mm tolerance +5% for below 200mm and +3% for above 200mm - Test method ISO 10545-2.					
Color Shown in catalog may vary with the original tile. Slight shade variation is an inherent property of ceramic/Porcelain tiles.					




600x1200mm
9mm Thickness | Glossy



33767

600x1200mm
9mm Thickness | Glossy



ANTALYA CREMA

Packing details					
S.No	Sizes	Thickness	Pices/Box	Coverage Area/Box	Remarks
1	600x1200mm	9 mm	2 Pcs	1.44 Sqm	
Thickness tolerance of ± 0.5mm / ± 5% whichever is less - Test method ISO 10545-2.					
Dimensions: All dimensions in mm tolerance +5% for below 200mm and +3% for above 200mm - Test method ISO 10545-2.					
Color Shown in catalog may vary with the original tile. Slight shade variation is an inherent property of ceramic/Porcelain tiles.					




600x1200mm
9mm Thickness | Glossy



ASHEN CREMA

600x1200mm
9mm Thickness | Glossy



LUX ONYX

Packing details					
S.No	Sizes	Thickness	Pices/Box	Coverage Area/Box	Remarks
1	600x1200mm	9 mm	2 Pcs	1.44 Sqm	
Thickness tolerance of ± 0.5mm / ± 5% whichever is less - Test method ISO 10545-2.					
Dimensions: All dimensions in mm tolerance +5% for below 200mm and +3% for above 200mm - Test method ISO 10545-2.					
Color Shown in catalog may vary with the original tile. Slight shade variation is an inherent property of ceramic/Porcelain tiles.					




600x1200mm
9mm Thickness | Matt



ATLANTA SILVER

600x1200mm
9mm Thickness | Matt



ALICANTE CREMA

Packing details					
S.No	Sizes	Thickness	Pices/Box	Coverage Area/Box	Remarks
1	600x1200mm	9 mm	2 Pcs	1.44 Sqm	
Thickness tolerance of ± 0.5mm / ± 5% whichever is less - Test method ISO 10545-2.					
Dimensions: All dimensions in mm tolerance +5% for below 200mm and +3% for above 200mm - Test method ISO 10545-2.					
Color Shown in catalog may vary with the original tile. Slight shade variation is an inherent property of ceramic/Porcelain tiles.					



600x1200mm
9mm Thickness | Matt



DOVER BONE

600x1200mm
9mm Thickness | Matt



DOVER SILVER

Packing details					
S.No	Sizes	Thickness	Pices/Box	Coverage Area/Box	Remarks
1	600x1200mm	9 mm	2 Pcs	1.44 Sqm	
Thickness tolerance of ± 0.5mm / ± 5% whichever is less - Test method ISO 10545-2.					
Dimensions: All dimensions in mm tolerance +5% for below 200mm and +3% for above 200mm - Test method ISO 10545-2.					
Color Shown in catalog may vary with the original tile. Slight shade variation is an inherent property of ceramic/Porcelain tiles.					




600x1200mm
9mm Thickness | Matt



PACIFIC BIANCO

600x1200mm
9mm Thickness | Matt



CAMROON BEIGE

Packing details					
S.No	Sizes	Thickness	Pices/Box	Coverage Area/Box	Remarks
1	600x1200mm	9 mm	2 Pcs	1.44 Sqm	
Thickness tolerance of ± 0.5mm / ± 5% whichever is less - Test method ISO 10545-2.					
Dimensions: All dimensions in mm tolerance +5% for below 200mm and +3% for above 200mm - Test method ISO 10545-2.					
Color Shown in catalog may vary with the original tile. Slight shade variation is an inherent property of ceramic/Porcelain tiles.					



600x1200mm
9mm Thickness | Matt



ELCONI BIANCO

600x1200mm
9mm Thickness | Matt



VISTARA GREY

Packing details					
S.No	Sizes	Thickness	Pices/Box	Coverage Area/Box	Remarks
1	600x1200mm	9 mm	2 Pcs	1.44 Sqm	
Thickness tolerance of ± 0.5mm / ± 5% whichever is less - Test method ISO 10545-2.					
Dimensions: All dimensions in mm tolerance +5% for below 200mm and +3% for above 200mm - Test method ISO 10545-2.					
Color Shown in catalog may vary with the original tile. Slight shade variation is an inherent property of ceramic/Porcelain tiles.					

Milano Luxe
CRAFTING SURFACES, ELEVATING SPACES.

DANUBE HOME

for more

Visit Our Branches

Danube Home Sohar

Opp Safeer Mall, AL Jinan Street,
Sohar
96826642582

Danube Home Al Maabilah

Emaar Street, Industrial area 6,
Maabilah, Seeb, Muscat
96824263738

Danube Home Nizwa

Opposite Nizwa Grand Mall, Next
to Lulu Hyper Market, Nizwa
96825426435

Danube Home Sur

Sur, City Walk, Sur
96897336698

Danube Home Al Khuwair

Old BMW showroom, Oman Arab
Bank, Al Khuwair Street, Muscat
96824472203

Danube Home Barka

Near Oman Oil Petrol
Pump, Uqdah, Barka
96826796967

Danube Home Salalah

Plot No66- , Next to Al Hakeem
Medical center, Opposite salalah
Gardens Mall Al Wadi, Salalah
96823362996

www.danubehome.com